

**Beaverlodge Minor Hockey Association**

**PLAYERS EVALUATION PACKAGE**

**U11 to U18**

**2022/2023**



# EVALUATION PACKAGE

---

## PURPOSE OF EVALUATION

- To evaluate all players in game and/or skill situations in a fair and consistent manner and to assess their hockey skills.
- To evaluate their suitability for placement on teams within the Beaverlodge Minor Hockey Association. Team splits are intended to group players of equal ability for optimal skill development. This should create teams and a league environment that will allow players of similar skill levels to improve, have fun, excel and prevent injury.


## OUR SPECIFIC GOAL

- To select the best possible players based on hockey skills while taking into account the total number of players available in each age division.

## THE PROCESS

### **Evaluators**

- A maximum of four and a minimum of three evaluators are desired for all sessions.
- Evaluators will not be members of the BMH Association.
- Evaluators can pick up evaluation tablets from the Tryout Coordinator prior to the evaluation and drop them off after the final tryout session.
- The online evaluation program that the BMH board of directors has agreed to utilize for the current tryout season is “Max Analytics”.



# EVALUATION PACKAGE

---

Contact and hitting is part of the scrimmage sessions for U15 and U18 consistent with the requirements of the All Peace League and Hockey Alberta guidelines.

## **U11**

- The goal for the U11 age group is to conduct three scrimmage sessions to assess game play and hockey skills.
- Players will not be evaluated based on position. Only players wishing to try out as a Goaltender will be evaluated based on position.
- Each scrimmage session will start with a 5 minute warm up, scrimmage play will follow.
- Warm up and bench management during scrimmages will be conducted by pre-approved BMH Association members.

## **U13 to U18**

- The goal for U13 up to the U18 age group is to conduct one skills session consisting of drills and two scrimmage session to assess game play and hockey skills. Schedule will follow scrimmage-skill-scrimmage.
- Players will be evaluated based on the position (forward, defense or goalie) they select on the tryout form prior to the commencement of tryouts.
- Each scrimmage session will start with a 5 minute warm up, scrimmage play will follow. Player position during scrimmage will be based on tryout position indicated on tryout form.
- Bench management during scrimmages will be conducted by pre-approved BMH Association members.
- Skill session will follow drills pre-approved before tryouts. Skill sessions will include one or two on ice drill supervisors who are members of the BMH Association, along with a few helpers to assist with running the drills.

## **Goalies**

- Goalies will be evaluated on their skill show cased during scrimmages and skill sessions.
- There will also be a dedicated goalie skill session that will have goalies run through pre-approved drills. On ice session will be supervised by a goalie evaluator from outside of the BMH association. They will be able to explain drills if required and will be part of the goalie evaluation team.



# EVALUATION PACKAGE

---

## **U11 Player Ranking/Team Splits**

- Players will be ranked from first to last using the cumulative scores over the three ice sessions.
- Goalies will be ranked independently.

## **U11 Two Team Split**

- The players will be split in equal halves based on ranking (split line), with the bottom half taking on the extra player if odd numbers are present from total players who tryout (includes goaltenders). The top half will indicate the rough 'A' team, the bottom half will indicate the rough 'B' team.
- A bubble of players will then be indicated by the split line. The 3 players who score above the split line and the 3 players scored below the split line will become the "bubble". The head coach for the top tier (A) team then will be given the bubble players listed in alphabetical order, with no indication of ranking, and will choose 3 players based on prior knowledge of skill, ability and/or attitude. At the request of the head coach, ranking of bubble players can be revealed in order to assist final team selection.
- Where a conflict exists, the final selection and roster line-ups will be approved by the BMH executive.

## **U11 Two Team Goalie Splits if Required**

- 1 Goalies: Goalie is placed on team 'A', and will play goalie position for entire year. Team 'B' will create goalie rotation among players, unless a player steps up to become goalie for the season.
- 2 Goalies: Top goalie is placed on team 'A', Goalie 2 is placed on team 'B'.
- 3 Goalies: Top goalie is placed on team 'A', Goalies 2 & 3 are placed on team 'B'.
- 4 Goalies: Top goalie is placed on team 'A', Goalie 4 is placed on team 'B'. The head coach for the top tier team then has the option to change out goalie 2 with goalie 3 based on prior knowledge of skill or ability.

**Note 1\* Where there is more than one goalie on a team, all goalies will be labelled as a player and will be expected to play out when indicated by the head coach.**

**Note 2\* Player positions will be determined throughout the year based on head coach review and strategy.**



# EVALUATION PACKAGE

## Example

- 23 players try out for the U11 division. 22 players and 1 goalie.
- The split line is determined by total players, which there are 23. The split line would then be placed between ranked player 10 and 11. The goalie is placed at bottom of list for split line indication only.
- The head coach of Team 'A' then makes the decision on placement of "bubble" players.
- The Team 'A' final roster will contain 10 players and 1 goalie, for a total of 11 roster spots. The Team 'B' final roster will contain 12 players, for a total of 12 roster spots.

	Ranking
Player 1	1
Player 2	2
Player 3	3
Player 4	4
Player 5	5
Player 6	6
Player 7	7
Player 8	8
Player 9	9
Player 10	10
Player 11	11
Player 12	12
Player 13	13
Player 14	14
Player 15	15
Player 16	16
Player 17	17
Player 18	18
Player 19	19
Player 20	20
Player 21	21
Player 22	22
Goalie 1	1

A red horizontal line is drawn between Player 10 and Player 11, labeled "Split Line". A bracket on the right side of the table encompasses Player 8, Player 9, and Player 10, labeled "Bubble".

## U11 Three Team Split

- The players will be split into thirds based on ranking, with the bottom two thirds taking on the extra player if odd numbers are present from total players who tryout (including goaltenders). The top third will indicate the rough 'A' team, and the bottom two thirds will make up rough team 'B1' and team 'B2'.
- A bubble of players will then be indicated by the split line between the top third and the middle third. The 3 players scored above the split line and the 3 players scored below the split line will become the "bubble". The head coach for the top tier (A) team then will be given the bubble players listed in alphabetical order, with no indication of ranking, and will choose 3 players based on prior knowledge of skill, ability and/or



# EVALUATION PACKAGE

---

attitude. At the request of the head coach, ranking of bubble players can be revealed in order to assist final team selection.

- Once Team 'A' has been decided, BMH executive will split the remaining players into 2 equal teams based on scores from evaluations with the intention of keeping the 2 teams as even as possible, as they will be entered in the same tier within the All Peace League.

## **U11 Three Team Goalie Splits if Required**

- 1 Goalie: The goalie is placed on Team 'A', and will play goalie position for the entire year. Team 'B1' and 'B2' will create goalie rotation among players, unless a player steps up to become goalie for the season.
- 2 Goalies: The top goalie is placed on Team 'A'. Goalie 2 placement will be decided by BMH executive, with the intention of keeping Team 'B1' and 'B2' as even as possible.
- 3 Goalies: The top goalie is placed on Team 'A', goalies 2 & 3 will be placed on Team 'B1' and 'B2', with the intention of keeping the teams as even as possible.
- 4 Goalies: The top goalie is placed on Team 'A'. Goalies 2 & 3 will be placed on Team 'B1' and 'B2', with the intention of keeping the teams as even as possible. Goalie 4 will be placed on Team 'B1' or 'B2' at the discretion of the BMH executive.

**Note 1\* Where there is more than one goalie on a team, all goalies will be labelled as a player and will be expected to play out when indicated by the head coach.**

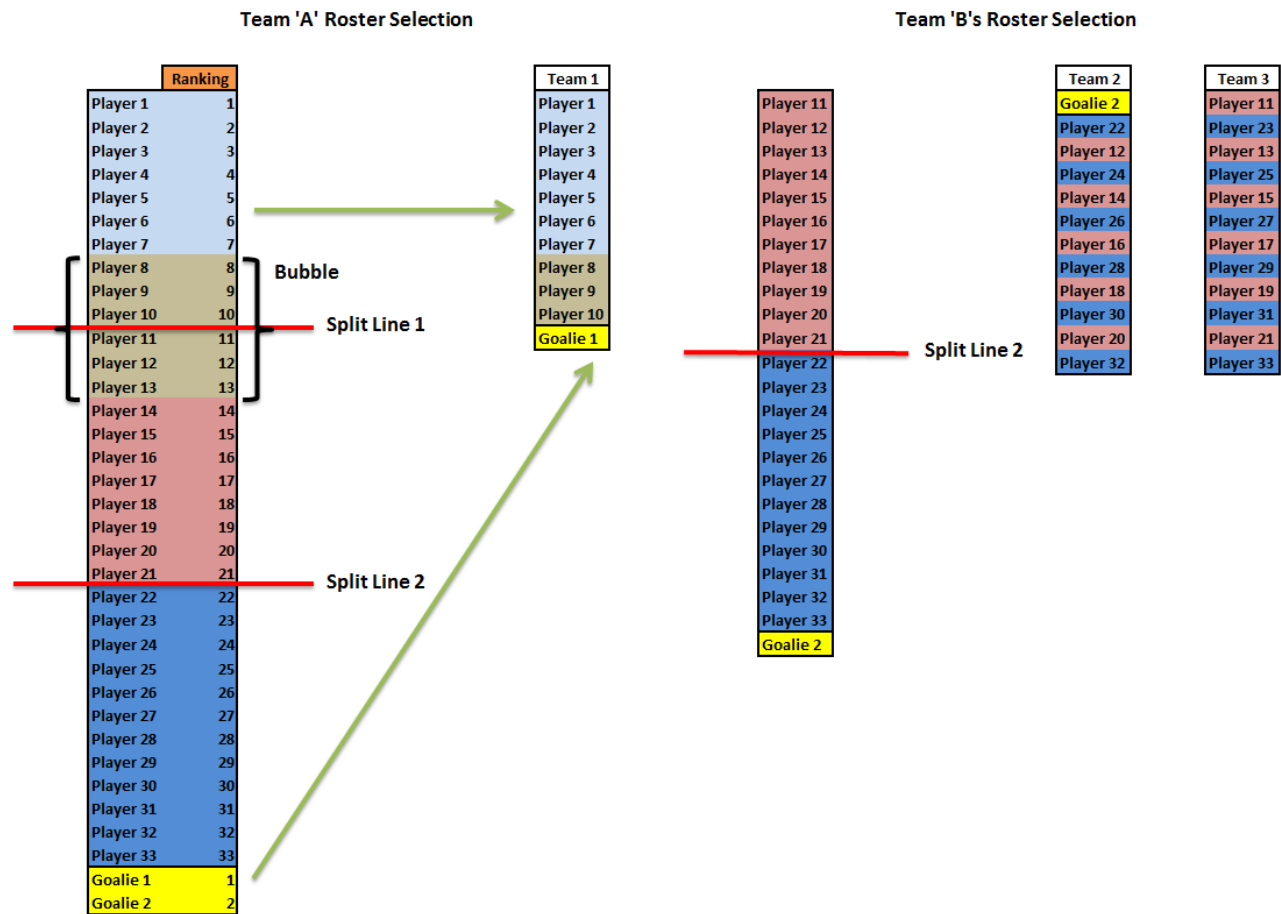
**Note 2\* Player positions will be determined throughout the year based on head coach review and strategy.**

## **Example**

- 35 players try out for the U11 division. 33 players and 2 goalies.
- The split line is determined by total players, which there are 35. The split line would then be placed between ranked players 10 and 11. The goalies are placed at bottom of the list for split line indication only.
- The head coach of Team 'A' then makes the decision on selection of bubble players. The top ranked goalie will be placed on Team 'A'.
- Once Team 'A' is confirmed, Team 'B1' and Team 'B2' will be established.
- The Team 'A' final roster will contain 10 players and the 1 goalie, for a total of 11 roster spots. Team 'B1' and 'B2' final rosters will each contain 12 roster spots, with one team having a goalie filling one of the roster spots.



# EVALUATION PACKAGE



## U13 to U18 Player Ranking/Team Splits

- Forward, defence and goaltender positions are ranked independent of each other to enable evaluation based on each position. Players will be ranked from first to last at each position using the cumulative scores over the three ice sessions.

### U13 to U18 Two Team Split

- The players will be split in forward and defense position by high rank, “bubble”, and low rank. High rank players will automatically be placed on Team ‘A’ and low rank players will automatically be placed on Team ‘B’, with Team ‘B’ always gaining the extra player from odd numbers.
- The bubble players are the 2 players above, and the 2 players below the split line for both forward position and defense position. The head coach for the top tier (A) team then will be given the bubble players listed in alphabetical order, with no indication of ranking, and will choose at least one forward and one defense from the bubble, based on prior knowledge of skill or ability. The remaining spots for Team ‘A’ (predefined team size) will be filled by the head coach’s choice based on remaining bubble forwards and defense. The head coach may choose to fill remaining spots with 2 forwards, 2 defense, or 1 from each



# EVALUATION PACKAGE

---

position. At the request of the head coach, ranking of bubble players can be revealed in order to assist final team selection.

- Where a conflict exists, the final selection and roster line-ups will be approved by the BMH executive.

## **U13 to U18 Two Team Goalie Splits if Required**

- 1 Goalies: Goalie is placed on team 'A', and will play goalie position for entire year. Team 'B' will ask if any players on the team would like to step up to become goalie for the season. If no goalie has been declared, the BHM executive will attempt to find a goalie for the season from an outside hockey association. Until a goalie is found, players on Team 'B' can fill in the goalie position.
- 2 Goalies: Top goalie is placed on team 'A', goalie 2 is placed on team 'B'.
- 3 Goalies: Top goalie is placed on team 'A', goalies 2 & 3 are placed on team 'B'.
- 4 Goalies: Top goalie is placed on team 'A', Goalie 4 is placed on team 'B'. The head coach for the top tier (A) team then has the option to change out goalie 2 with goalie 3 based on prior knowledge of skill, ability and/or attitude.

**Note 1\* Where there is more than one goalie on a team, all goalies will be labelled as a player and may be expected to play out when indicated by the head coach if short players at the U13 level. U15 and U18 level goalies will all be registered as a goalie.**


**Note 2\* If there are low numbers at any position, ranking breakdown can be modified by BMH executives to reflect better suitability for proper team division. Example: If only 3 defense try out then the top ranked defense would be placed on Team 'A' and the ranked 2 and 3 defense would become bubble players, with the head coach of Team 'A' being able to pick one to be placed on Team 'A', while the non-selected bubble defense will be placed on Team 'B'.**

**Note 3\* Any player may be asked to play out of position throughout the season based on the head coach's discretion. A forward might be asked to play defense and a defense might be asked to play forward.**

## **Example**

- 23 players try out for U13. 14 Forwards, 7 Defense, and 2 Goalies.
- Based on odd numbers Team 'A' will have 10 total players and 1 goalie for a team size of 11. Team 'B' will have 11 total players and 1 goalie for a team size of 12.
- The top 4 forwards and top 2 defense will automatically be placed on Team 'A'. The head coach of Team 'A' will then pick 1 forward and 1 defense from the bubble. There then will be 8 total players with 2 roster spots left to fill. The head coach of Team 'A' can fill the final 2 spots with any forward/defense players left in the bubbles. If the head coach of Team 'A' decides to take 1 more forward and 1 more defense from bubble, the Team 'A' final roster would be 6 forwards, 4 defense, and 1 goalie. The Team 'B' final roster would be 8 forwards, 3 defense, and 1 goalie.





# EVALUATION PACKAGE

	Forward		Defense		Goalie
High Rank	Forward 1 1 Forward 2 2 Forward 3 3 Forward 4 4	Bubble	Defense 1 1 Defense 2 2	Bubble	Goalie 1 1
Middle Rank	Forward 5 5 Forward 6 6 Forward 7 7 Forward 8 8		Defense 3 3 Defense 4 4 Defense 5 5		Goalie 2 2
Low Rank	Forward 9 9 Forward 10 10 Forward 11 11 Forward 12 12 Forward 13 13 Forward 14 14		Defense 6 6 Defense 7 7		

**Team 'A' Roster Selection**

Forward	Defense	Goalie
Forward 1 1 Forward 2 2 Forward 3 3 Forward 4 4 Forward 5 5 Forward 6 6	Defense 1 1 Defense 2 2 Defense 3 3 Defense 4 4	Goalie 1 1

**Team 'B' Roster Selection**

Forward	Defense	Goalie
Forward 7 7 Forward 8 8 Forward 9 9 Forward 10 10 Forward 11 11 Forward 12 12 Forward 13 13 Forward 14 14	Defense 5 5 Defense 6 6 Defense 7 7	Goalie 2 2

## U13 to U18 Three Team Split

- The players will be split into thirds based on ranking per position (forward or defence), with the bottom two thirds taking on the extra player if odd numbers are present from total players who tryout (including goaltenders). The top third of each position will indicate the rough 'A' team, and the bottom two thirds will make up rough team 'B1' and team 'B2'.
- A bubble of players will then be indicated by the split line between the top third and the middle third. The bubble players are the 2 players above, and the 2 players below the split line for both forward position and defense position. The head coach for the top tier (A) team then will be given the bubble players listed in alphabetical order, with no indication of ranking, and will choose at least one forward and one defense from the bubble, based on prior knowledge of skill or ability. The remaining spots for Team 'A' (predefined team size) will be filled by the head coach's choice based on remaining bubble forwards and defense. The head coach may choose to fill remaining spots with 2 forwards, 2 defense, or 1 from each position. At the request of the head coach, ranking of bubble players can be revealed in order to assist final team selection.



## EVALUATION PACKAGE

---

- Once Team 'A' has been decided, BMH executive will split the remaining players into 2 equal teams based on scores from evaluations with the intention of keeping the 2 teams as even as possible, as they will be entered in the same tier within the All Peace League.

### **U13 – U18 Three Team Goalie Splits if Required**

- 1 Goalie: The goalie is placed on Team 'A', and will play goalie position for the entire year. Team 'B1' and 'B2' will create goalie rotation among players, unless a player steps up to become goalie for the season.
- 2 Goalies: The top goalie is placed on Team 'A'. Goalie 2 placement will be decided by BMH executive, with the intention of keeping Team 'B1' and 'B2' as even as possible.
- 3 Goalies: The top goalie is placed on Team 'A', goalies 2 & 3 will be placed on Team 'B1' and 'B2', with the intention of keeping the teams as even as possible.
- 4 Goalies: The top goalie is placed on Team 'A'. Goalies 2 & 3 will be placed on Team 'B1' and 'B2', with the intention of keeping the teams as even as possible. Goalie 4 will be placed on Team 'B1' or 'B2' at the discretion of the BMH executive.


**Note 1\* Player positions will be determined throughout the year based on head coach review and strategy.**

### **Example**

- 43 players try out for the U13 division. 25 forwards, 15 defense and 3 goalies.
- The forward split line is determined by total players, which there are 25. The split line would then be placed between ranked forwards 8 and 9. The defense split line is determined by total players, which there are 15. The split line would then be placed between ranked defense 5 and 6.
- The head coach of Team 'A' then makes the decision on selection of bubble players (ranked forwards 7-10, and ranked defense 4-7. One forward and one defense from each bubble must be selected.) The top ranked goalie will be placed on Team 'A'.
- Once Team 'A' is confirmed, Team 'B1' and Team 'B2' will be established by the BMH executive.
- The Team 'A' final roster will contain 13 players and the 1 goalie, for a total of 14 roster spots. Team 'B1' and 'B2' final rosters will contain 14 and 15 roster spots, with each team having a goalie filling one of the roster spots.

### **SICK & ABSENT PLAYERS**

Sick and absent players will be subject to the process and initial scoring system as provided. Players of obvious skill and ability could be selected as part of a final discretionary decision by the head coach and BMH executive, provided there has not been a gross negligence in missing the evaluation process. Otherwise, absent players are assessed a zero score.




# EVALUATION PACKAGE

---

## FINAL RESULTS

Team splits will be released approximately 24-48 hours following the completion of the on ice evaluation sessions, after the BMH President and Vice President have confirmed the final rankings and the head coaches have filled rosters based on the above criteria. Questions regarding the evaluation results shall be directed to the President of the Beaverlodge Minor Hockey, in writing, no sooner than **24 hours** following the issue of results. **No Questions or Concerns will be addressed prior to the 24 hour period passing.** No player rankings or scores will be available to parents or players. Evaluations are documented and remain confidential. Individual evaluation scores and rankings are not released, as our purpose is to form teams, not to rank players for the general membership. Under no circumstances will evaluation results be released to parents/guardians or players. Further, BMH does not have the resources to release this information in a form that will educationally benefit and develop the player. This education and development is the responsibility of the coach and parent/guardian.



# EVALUATION PACKAGE

## EVALUATION CRITERIA

1. **Skating** - Acceleration, speed, mobility, agility, balance, stride, crossovers, pivots, acceleration out of turns, quick feet, controlled skating, change of pace.

- Speed Skills
- Quickness/Acceleration/Powerful Strides
- Pivots
- Tight Turns
- Lateral Movement
- Deep Knee Bend
- Front/Back
- Agility
- Mobility/Balance
- Transitional Skating
- Finds Open Ice
- Smoothness/Coordination

2. **Passing/Skills** - Passing, receiving, passing choices, on backhand, unselfish with the puck, presents a good target, receives and retains with control, touch passing, heads up, good hands.


- Passing or Receiving (at high speed) (forehand/backhand)
- Puck Control - Hands away from the body (in traffic and open ice)
- Deking (1 on 1)
- Puck Movement (Quick & Crisp)/Playmaker
- Puck Protection (small areas)
- Playing Under Pressure/Situations/In Traffic

3. **Shooting/Scoring** - Power, accuracy, quick release, can shoot in motion, goal scorer, rebound control, variety of shots.

- Good Soft Hands
- Puts Puck in Net
- Has Variety of Shots (Snap, Wrist, Slap)
- Gets into Position to Score or Screen
- Set Up Man
- Quick Release
- Accuracy
- One Timers
- Goes to Net (net drive)

4. **Strength/Heart**

- Leadership/Role Player
- Wins 1 on 1 Battles
- Holds Pins, Gets Out of Pins
- Physical Presence
- Toughness - Mental (emotional control)
  - Physical (undisciplined penalties)
- Aggressiveness/Soft
- Effort - Plays Hard
- Angling Skills (good, read & react)
- Strong Puck Pursuit Skills
- Various Stick Checks
- Various Body Checks & Pins (U15/U18)
- Positioning (offensively/defensively)
- Endurance
- Conditioning
- Size of Heart/Competitive (GRIT)



# EVALUATION PACKAGE

**NOTE: SIZE IS A CONSIDERATION, BUT THEY MUST POSSESS SKILLS AS WELL**

## 5. Hockey Sense

- Understands Game (Intelligence/Hockey Sense)
- Attitude/Desire to Win
  - On Ice - In Dressing Room - In Box
  - Towards Coach - Penalties - Other Players - Referees
- Read and React
  - Sees/Ice
  - Awareness (Support/Pressure)
  - Adjusts quickly from offence to defence and vice versa
- Play Without Puck
  - Skates With Purpose - Moves to Support – Moves to Open Ice
  - Supports - Offensively and Defensively
  - Jumps into Holes
  - Jumps Up into Play - 2/3 Wave
- Two Way Player
- Plays Position Well
- Excellence Desire/Effort (Plays Hard) / Has “GRIT”
- Committed/Competitive/Enthusiastic
- Team First Attitude
- Concentration/Motivation/Intensity
- Emotional Control

## WHAT TO WATCH FOR IN INDIVIDUAL POSITIONAL CHARACTERISTICS

### Goalies:

- What style of goaltender are they? Blocking style, Butterfly, Paddle Down, Hybrid, Reactionary.
- Do they tend to favour glove or blocker side?
- Balance/Quickness/Reflexes/Agility/Lateral Mobility
- Do they challenge and cover angles or do they sit back on goal line (Reaction type)?
- Do they anticipate play?
- Are they consistent?
- Good skating ability? Athleticism? On ice movement?
- Handles the puck well? Makes good decisions with the puck? Good passing skills?
- Communicates well with their defencemen?
- Aggressive with angles and recovery? Maximum net coverage?
- Do they choose to make the correct save at the correct time?
- Controls rebounds effectively?
- Consistent in her play and concentration level?
- “STOPS THE PUCK?” Can they make the big save? Can they steal a game?



# EVALUATION PACKAGE

---

## Defensemen:

- Point shot? Strong / Weak? Wrist Shot?
- Lateral mobility/turning both ways?
- Reads the rush?
- Checking/angling skills? Can they force and hold a pin in the corners?
- Pinching and thinking?
- Do defence pairs support each other well?
- Strength/Balance? Head on a Swivel?
- Do they initiate breakout? Jump up into play?
- How is puck movement/play making? Can they make the first pass tape to tape?
- Block shots?

## Forwards:

- Any player with exceptional 1 vs. 1 skill. Do they dominate? Can they beat the D-Man?
- Do they support the puck/puck carriers? How do they play away from the puck?
- Size and speed on the wings?
- Create good passing angle?
- How do forwards react with the puck under pressure?
- How committed are they to defensive play? Head on a swivel, look around?
- Do they block point shots?
- How is their playmaking and puck movement?
- Direct players into position? OZ, DZ, NZ. Forehand / Backhand.